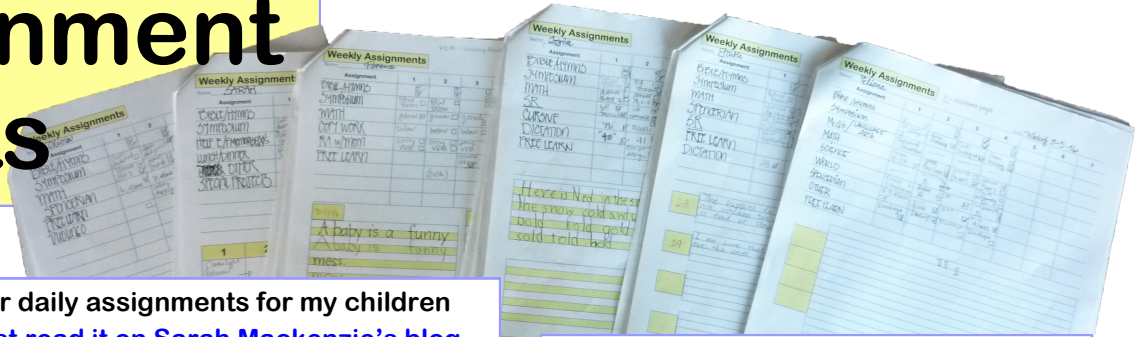


Weekly Assignment Sheets



Using cheap spirals for daily assignments for my children was a genius idea ([I first read it on Sarah Mackenzie's blog, Amongst Lovely Things](#)). It kept us focused, gave us a feeling of accomplishment, and helped us to order our days better so that there was plenty of time left over for spontaneity.

However, it soon became quite clear that preparing these spirals manually for six children was a huge time-eater for me. I loved the concept, but I needed to streamline.

So, I created these assignment sheets. They have been a great boon to all of us, and since they are digital, I can share them with you!

Assignment	1	2	3
BIBLE/HYMN	<input checked="" type="checkbox"/>	<input checked="" type="checkbox"/>	<input checked="" type="checkbox"/>
SYMPOSIUM	<input checked="" type="checkbox"/>	<input checked="" type="checkbox"/>	<input checked="" type="checkbox"/>
MATH	<input checked="" type="checkbox"/>	<input checked="" type="checkbox"/>	<input checked="" type="checkbox"/>
SR	<input checked="" type="checkbox"/>	<input checked="" type="checkbox"/>	<input checked="" type="checkbox"/>
CURSIVE	<input checked="" type="checkbox"/>	<input checked="" type="checkbox"/>	<input checked="" type="checkbox"/>
DICTATION	<input checked="" type="checkbox"/>	<input checked="" type="checkbox"/>	<input checked="" type="checkbox"/>
FREE LEARN	<input checked="" type="checkbox"/>	<input checked="" type="checkbox"/>	<input checked="" type="checkbox"/>

Here is Ned in the snow. The old hen is here. She has left her nest. Benden men.

There are numerous types of forms included in this collection. Some are for little people, others are for middleers, and still others are for bigger people.

Assignment	1	2	3	4	5	6	7
BIBLE/HYMN	<input checked="" type="checkbox"/>	<input checked="" type="checkbox"/>	<input checked="" type="checkbox"/>	<input checked="" type="checkbox"/>	<input checked="" type="checkbox"/>	<input checked="" type="checkbox"/>	<input checked="" type="checkbox"/>
SYMPOSIUM	<input checked="" type="checkbox"/>	<input checked="" type="checkbox"/>	<input checked="" type="checkbox"/>	<input checked="" type="checkbox"/>	<input checked="" type="checkbox"/>	<input checked="" type="checkbox"/>	<input checked="" type="checkbox"/>
MATH	<input checked="" type="checkbox"/>	<input checked="" type="checkbox"/>	<input checked="" type="checkbox"/>	<input checked="" type="checkbox"/>	<input checked="" type="checkbox"/>	<input checked="" type="checkbox"/>	<input checked="" type="checkbox"/>
SCIENCE	<input checked="" type="checkbox"/>	<input checked="" type="checkbox"/>	<input checked="" type="checkbox"/>	<input checked="" type="checkbox"/>	<input checked="" type="checkbox"/>	<input checked="" type="checkbox"/>	<input checked="" type="checkbox"/>
WORLD	<input checked="" type="checkbox"/>	<input checked="" type="checkbox"/>	<input checked="" type="checkbox"/>	<input checked="" type="checkbox"/>	<input checked="" type="checkbox"/>	<input checked="" type="checkbox"/>	<input checked="" type="checkbox"/>
SPENCERIAN	<input checked="" type="checkbox"/>	<input checked="" type="checkbox"/>	<input checked="" type="checkbox"/>	<input checked="" type="checkbox"/>	<input checked="" type="checkbox"/>	<input checked="" type="checkbox"/>	<input checked="" type="checkbox"/>
OTHER	<input checked="" type="checkbox"/>	<input checked="" type="checkbox"/>	<input checked="" type="checkbox"/>	<input checked="" type="checkbox"/>	<input checked="" type="checkbox"/>	<input checked="" type="checkbox"/>	<input checked="" type="checkbox"/>
FREE LEARN	<input checked="" type="checkbox"/>	<input checked="" type="checkbox"/>	<input checked="" type="checkbox"/>	<input checked="" type="checkbox"/>	<input checked="" type="checkbox"/>	<input checked="" type="checkbox"/>	<input checked="" type="checkbox"/>

The tops of each are for academic assignments, the middle areas are for dictation, copywork, and composition, the bottoms are for tracking chores and projects.

If we skip something we cross it out. If we decide to put something off until the next day, we arrow it over.

The kids really enjoyed being able to check off each item on the spirals I made manually, so I have since drawn little boxes for them to check off on these sheets.

There is no set way to use these, so feel free to go crazy and use them however best fits you! The examples I am sharing should give you a place to start.

Be blessed!

Weekly Assignments






Name _____ Date _____


Assignment	1	2	3	4	5	6	7

Weekly Assignments

Name _____ Date _____

Assignment	1	2	3	4	5	6	7

	Teeth								
	Face								
	Clothes								
	Closet								
	Floor								

	Furniture								


Weekly Assignments

Name _____

Date _____


Assignment	1	2	3	4	5	6	7










	Teeth								
	Face								
	Clothes								
	Bed								
	Under Bed								

	Stairs								

Weekly Assignments

Name _____

Date _____

Assignment	1	2	3	4	5	6	7

Weekly Assignments

Name _____

Date _____

Assignment	1	2	3	4	5	6	7

Weekly Assignments

Name _____ Date _____

[illegible][illegible]

1	2	3	4	5	6	7

Weekly Assignments

Name _____ Date _____

Assignment	1	2	3	4	5	6	7

1	2	3	4	5	6	7