




Learning should be fun!

Please enjoy these notebooking pages courtesy of momdelights.com. They are:

- Designed in gray to highlight what is entered by the learner.
- Have more delicate lines so they don't interrupt creative work.
- Maps included.
- Line writing blocks to be filled in and pasted wherever they are needed.
- Designed for numerous levels of competency.

Feel free to mix and match according to your needs.



This is what I know about



Notes:

--

<table border="1"><tr><td></td></tr><tr><td></td></tr><tr><td></td></tr><tr><td></td></tr><tr><td></td></tr><tr><td></td></tr><tr><td></td></tr><tr><td></td></tr><tr><td></td></tr><tr><td></td></tr></table>											

Put a drawing, a map, or something you cut out here.

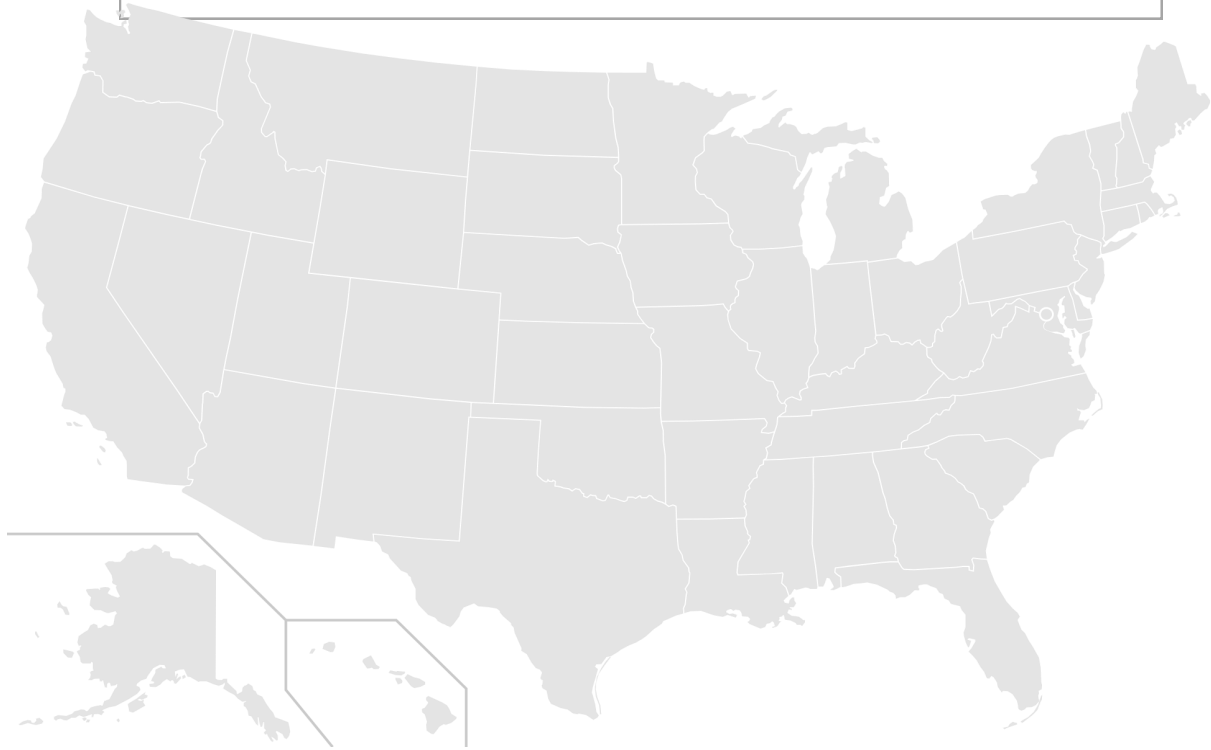
Facts

A central box labeled 'Facts' contains ten horizontal lines for writing. It is surrounded by four smaller white boxes with drop shadows, each connected to the central box by a white line. The top-left and bottom-right boxes are connected to the top and bottom of the central box, while the top-right and bottom-left boxes are connected to the right and left sides of the central box.


This is what I know about:






Notes:



Facts



Five horizontal lines, alternating between white and grey, intended for writing facts.

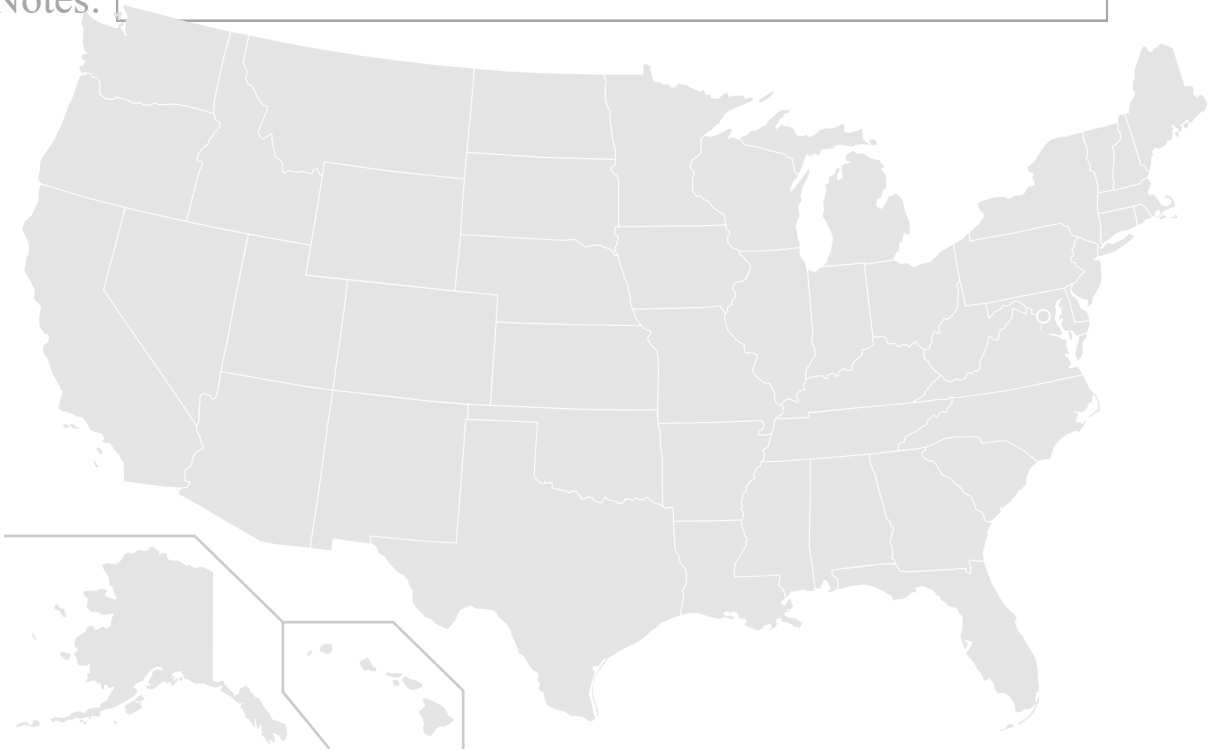


What is the main idea?



You can draw pictures in the little boxes


This is what I know about

Notes:



Facts






What is the main idea?



This is what I know about:



Facts



Horizontal lines for writing facts.



What is the main idea?

You can draw pictures in the little boxes

This is what I know about



Facts

What is the main idea?

This is what I know about



Notes:

--

--

--


Words

--

--

--

--



Picture of person

This is what I know about

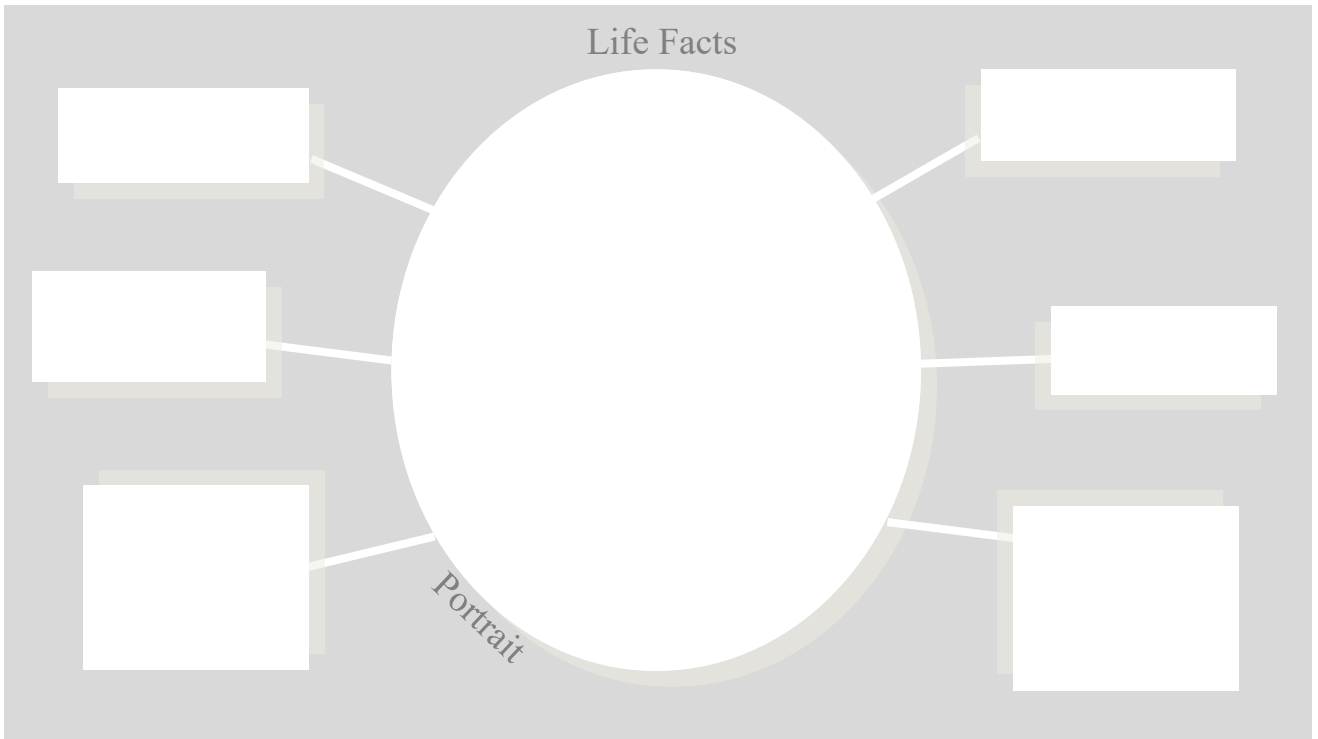


Notes:

--

Quote

Something Visual



This is what I know about



Notes: _____

Remember to write in complete sentences.


Notes:

What happened and when did it happen?


*
*
*
*
*
*
*

Notes:

What happened and when did it happen?



*
*
*
*
*
*
*
*
*
*
*
*



The image shows a template for a recipe card. At the top, there is a decorative border with a white ribbon-like element. Below this is a large white rectangular area for the title. Underneath the title is a list of ingredients, represented by five horizontal lines. The main body of the card is a table with two columns and two rows. The bottom of the card features a wide white footer area.

[Title Area]	
[Ingredients List]	
[Instruction Column 1]	[Instruction Column 2]
[Instruction Column 1]	[Instruction Column 2]
[Footer Area]	

The image shows a recipe card template. At the top, there is a white rectangular box with a drop shadow, intended for the recipe title. Below this is a section with ten horizontal lines for taking notes. The bottom half of the card is divided into four equal-sized empty rectangular boxes by a vertical and a horizontal line, suitable for listing ingredients and providing step-by-step instructions.

The Life of

Blank banner area for a name or title.

Five horizontal lines for writing.

Large blank rectangular area for a drawing or illustration.

Large blank rectangular area for a drawing or illustration.

Four horizontal lines for writing.

Five horizontal lines for writing.

Large blank rectangular area for a drawing or illustration.

Large blank rectangular area for a drawing or illustration.

Four horizontal lines for writing.

The Life of



--


--

--

--

Write in and cut out to paste where you want.

Write in and cut out to paste where you want.



Copy a picture or map using this grid.

