

*how to build your own*  
**HOMESCHOOL METHOD**  
lists and worksheets

*homeschool method*

# CHARACTERISTICS

research, write down everything,  
highlight what you like best

**Boxed Curriculum**

**Unit Studies**

**Charlotte Mason**

**Unschooling**

*homeschool methods*

# CHARACTERISTICS

research, write down everything,  
highlight what you like best

**Classical**

**Moore Formula**

**Notebooking**

**Robinson**

# *homeschool methods* **AS YOU LIKE IT**

## **core values and goals**

Take the best from all the methods and summarize them here.

## **approaches**

How to you plan to tackle the many facets of your child's education?

## **framework**

What will this look like on a daily, weekly, quarterly, yearly basis?

*homeschool methods*





# OVERLAPPING SUBJECTS

One of the many advantages of creating your own method is that you can streamline and combine subjects so that time, energy, and money is used most efficiently.



*homeschool methods*  
**CORE MATERIALS**

When you look at your budgets of time, energy, and money, narrow down what you absolutely need and list it here.

A large, empty rectangular box with a light blue border and rounded corners, designed for taking notes.A large, empty rectangular box with a light blue border and rounded corners, designed for taking notes.A large, empty rectangular box with a light blue border and rounded corners, designed for taking notes.A large, empty rectangular box with a light blue border and rounded corners, designed for taking notes.

*homeschool methods*

# RESOURCES & SOURCES

support groups, publishers, books  
that will keep you on track

The form consists of 14 light blue hexagonal shapes arranged in three rows. The top row has 4 shapes, the middle row has 3 shapes, and the bottom row has 7 shapes. Each shape is a placeholder for text or an image.