




# literature for Boys and Girls






## Notebooking Pages



[illegible]

## Short Stories

*Tell one of the stories in four parts. Draw a picture for each.*



## Limericks

*Copy a limerick, color the fruit.*

---

---

---


---

---


---

---

---




# Poetry



*Copy a poem.*



*Retell a story in four parts.*



This image shows a full page of blank, lined paper. It features approximately 20 evenly spaced horizontal grey lines across its entire width, providing a template for writing or drawing. The margins are consistent on all sides.





*Retell a story and retell it.*







*Retell a story and retell it.*




# Narration Page



Lined area for writing the narration.





# Narration Page





Lined area for writing the narration.




## Narration Page




# Narration Page





# Narration Page




A series of horizontal lines for writing, consisting of 20 lines in total.



# Narration Page




# Narration Page








# Narration Page




# Narration Page



# Narration Page



*Read an article about  
the Greeks and  
Christianity. Write  
three things you learned.*

**1**


**2**


**3**

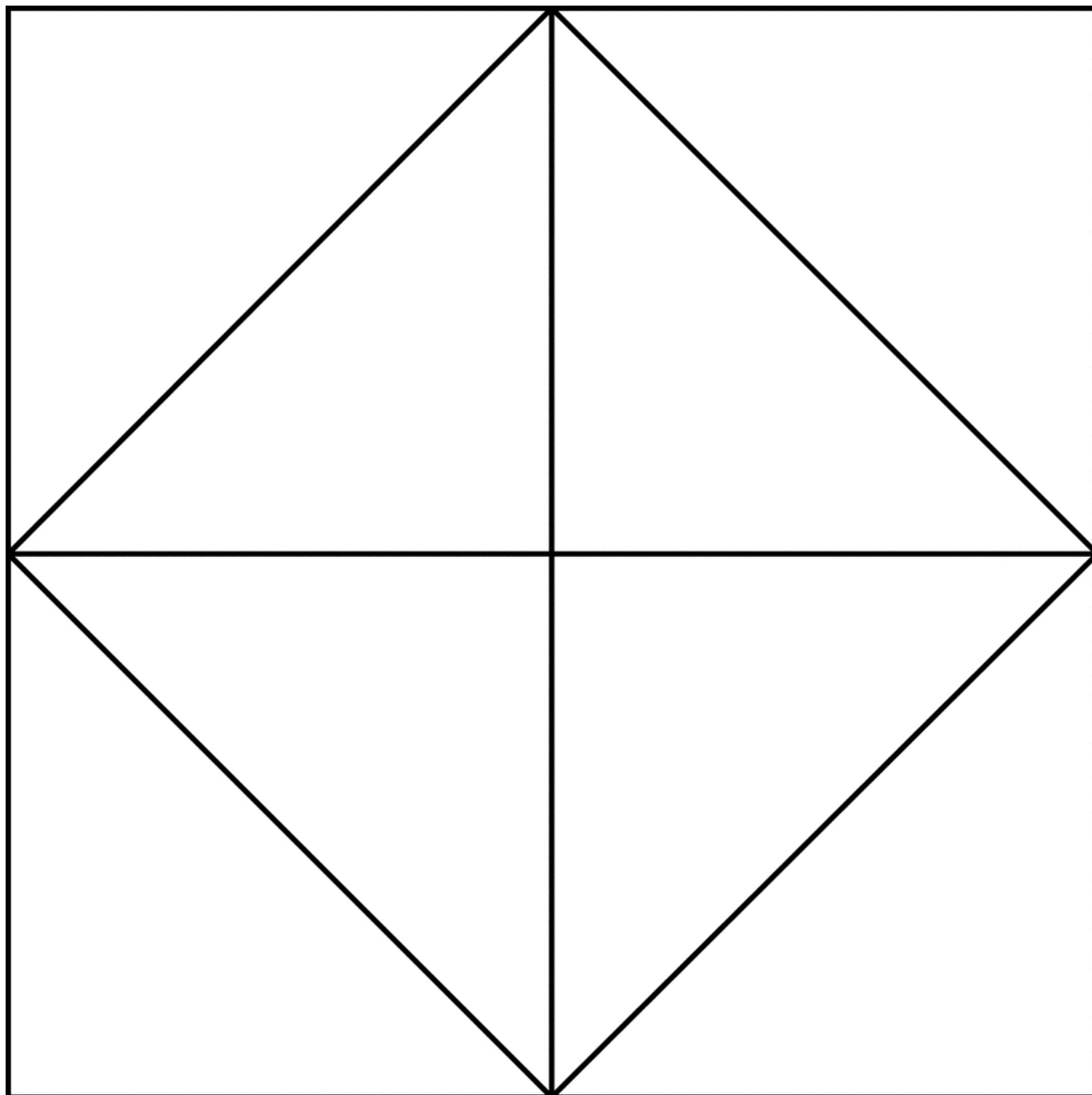

## Greek and Roman Stories

*Pick a story and tell it  
with four drawings and  
four sentences.*


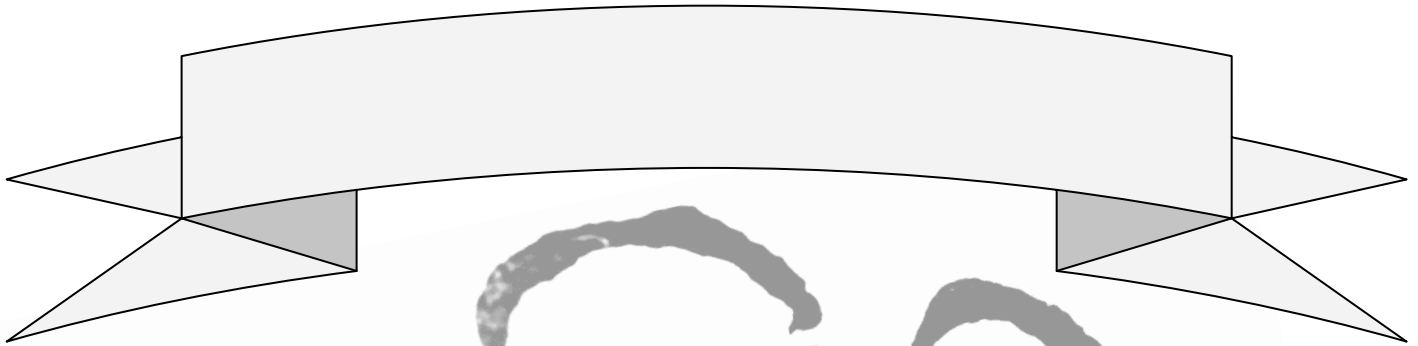
A large rectangular frame designed for a story-writing activity. The border is composed of small, repeating illustrations of envelopes. The interior of the frame is divided into four quadrants by a central cross-shaped divider, which also features envelope illustrations. This layout is intended to guide the student in creating a story using four drawings and four sentences.

## Norse Stories





*Pick a story and tell it  
by putting its parts in  
this shape.*




*Pick a story and tell it  
by writing its parts in  
this flower*



*Pick a story and tell it by writing its parts in this flower*











*Pick a story and rewrite it here.*




*Pick a story and rewrite it here.*

The image is a decorative writing template. It features a large rectangular area with horizontal lines for writing, enclosed within a decorative border of swirling vines and leaves. At the bottom of the page, there is a small illustration of a cat's head and paws, also surrounded by the vine border. A small rectangular box is located at the bottom right of the page, likely for a name or date.


*Pick a story and rewrite it here.*




*Pick a story and rewrite it here.*




A series of horizontal lines for writing, spanning the width of the page below the decorative frame.



*Pick a story and rewrite it here.*

This image shows a single sheet of white paper with horizontal ruling lines. The lines are evenly spaced and run across the width of the page. There are no margins, text, or other markings on the paper.





*Pick a story and rewrite it here.*

